Resultados de las Encuestas de Satisfacción de Egresados del curso 2018-2019 (2019-2020)

Facultad de Trabajo Social

G. en Trabajo Social

Características de la muestra

Total de encuestados: 13 (porcentaje de participación: 4.66%)

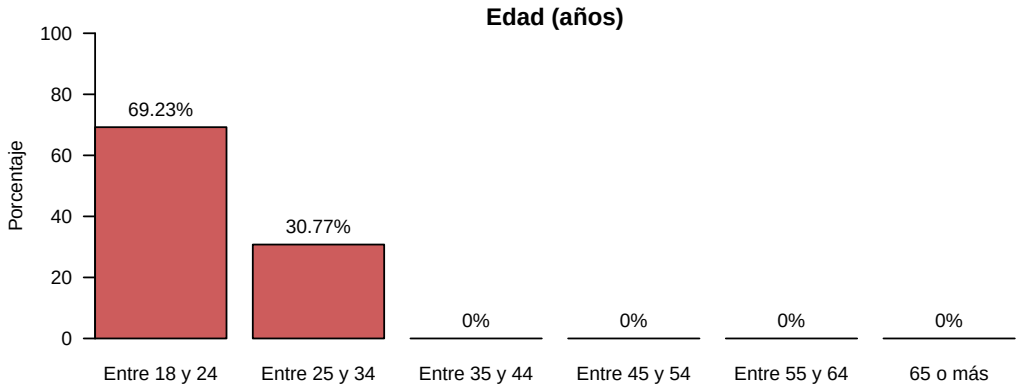

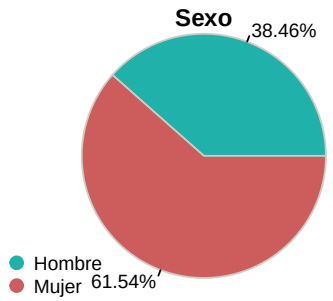

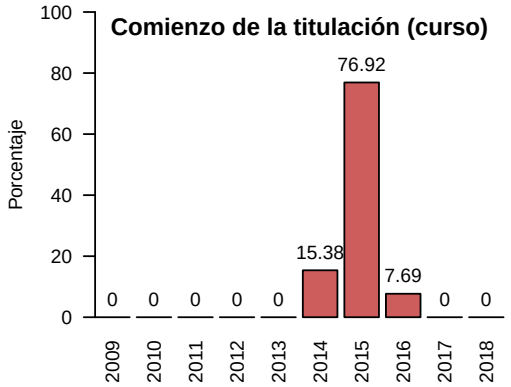

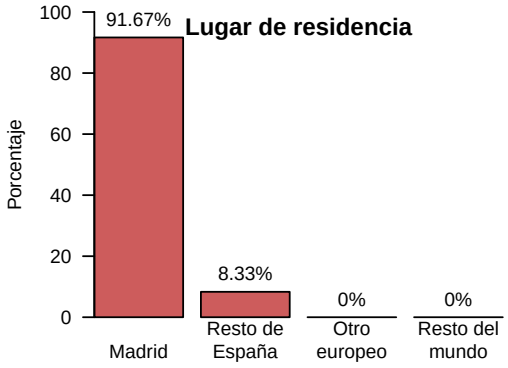

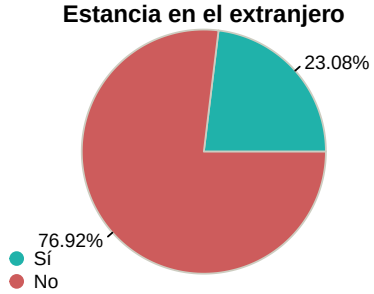

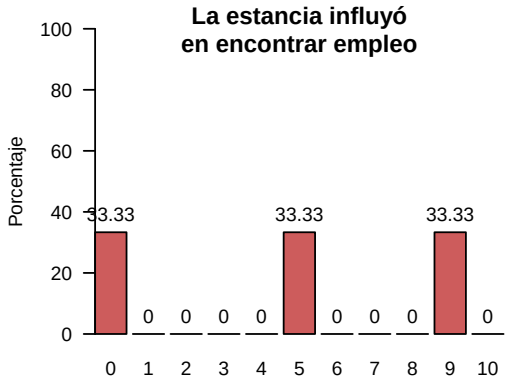

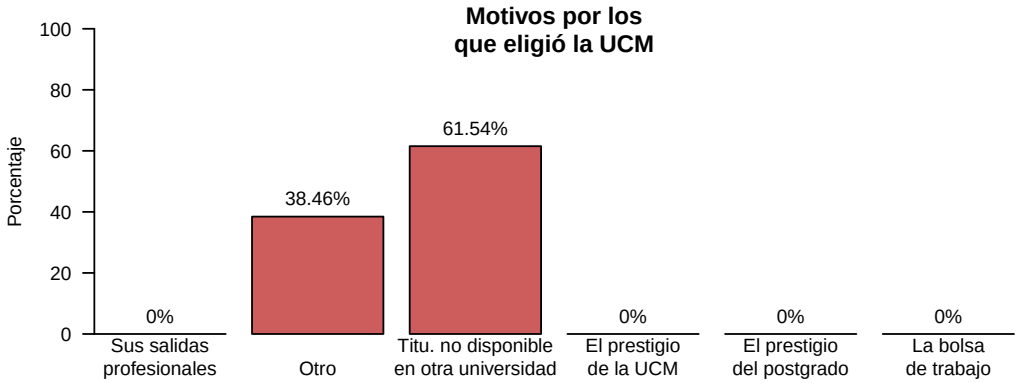

Satisfacción global con la titulación y con la UCM

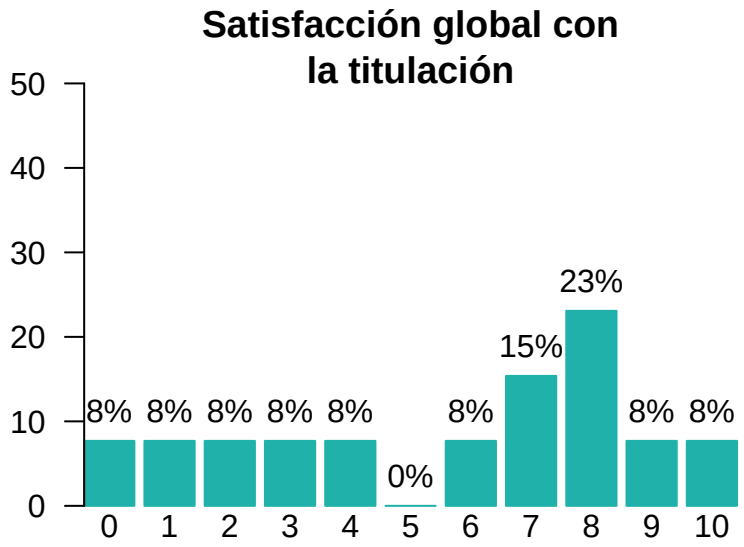

Media = 5.62 | Mediana = 7.00 | Desv. típ. = 3.25

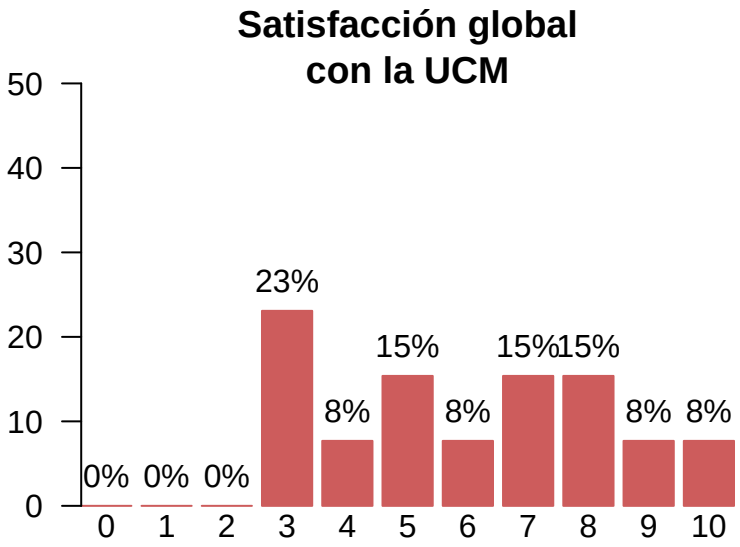

Media = 6.00 | Mediana = 6.00 | Desv. típ. = 2.38

Satisfacción global por características de la muestra

		Media		Mediana		Desviación típica	
		Titulación	UCM	Titulación	UCM	Titulación	UCM
Residencia	Madrid	5.09	5.55	6	5	3.27	2.3
	Resto de España	9.00	9.00	9	9	-	-
Movilidad	Sí	7.0	6.33	7.0	6	1.00	1.53
	No	5.2	5.90	5.5	6	3.61	2.64
Sexo	Hombre	4.80	5.2	7.0	5.0	3.96	2.28
	Mujer	6.12	6.5	6.5	6.5	2.90	2.45
Edad	Entre 18 y 24	4.56	5.33	4.0	5.0	3.32	2.29
	Entre 25 y 34	8.00	7.50	7.5	7.5	1.41	2.08
Elección de la UCM	Porque no lo había en otra universidad o centro	5	5.2	6.0	5	2.92	1.92
	Por el prestigio de la UCM	6	6.5	7.5	7	3.59	2.62

Asignaturas de la titulación

Permiten alcanzar los objetivos propuestos

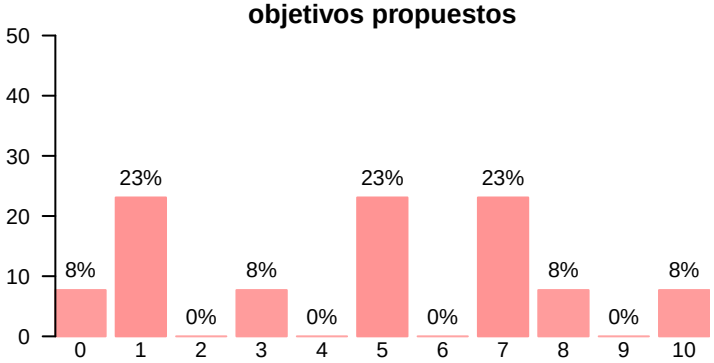

Media = 4.62 | Mediana = 5.00 | Desv. típ. = 3.18

Los contenidos son innovadores

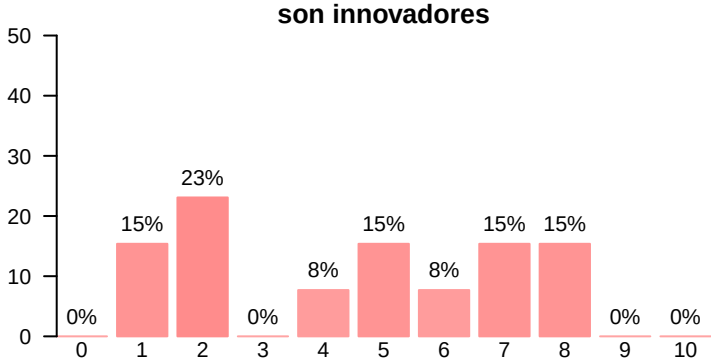

Media = 4.46 | Mediana = 5.00 | Desv. típ. = 2.63

Los contenidos están organizados y no se solapan entre asignaturas

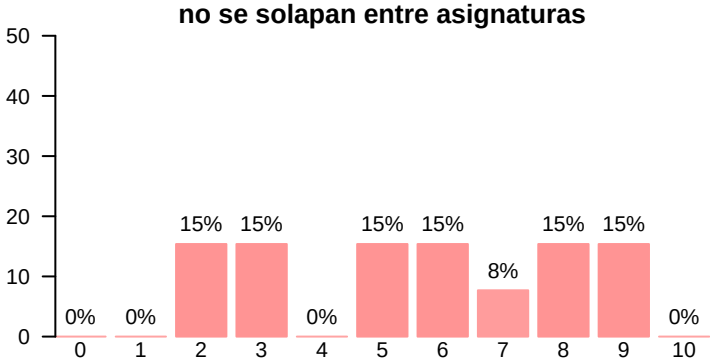

Media = 5.62 | Mediana = 6.00 | Desv. típ. = 2.53

El componente práctico es adecuado

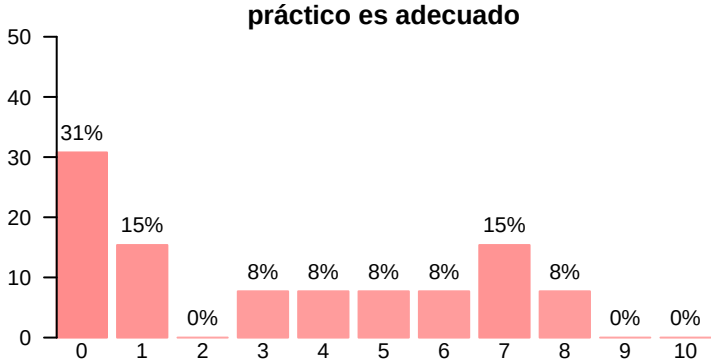

Media = 3.23 | Mediana = 3.00 | Desv. típ. = 3.09

El trabajo no presencial ha sido útil

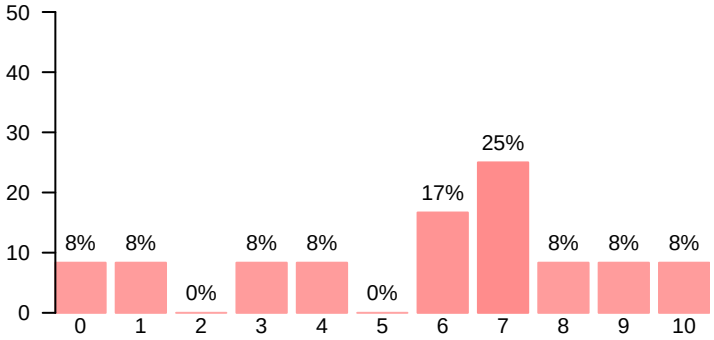

Media = 5.67 | Mediana = 6.50 | Desv. típ. = 3.08

Los materiales ofrecidos son actuales

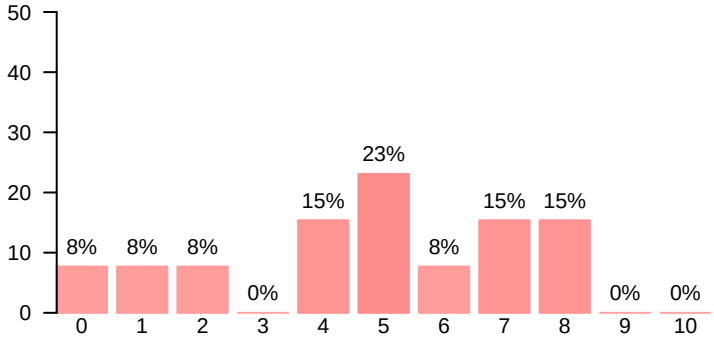

Media = 4.77 | Mediana = 5.00 | Desv. típ. = 2.55

Formación recibida

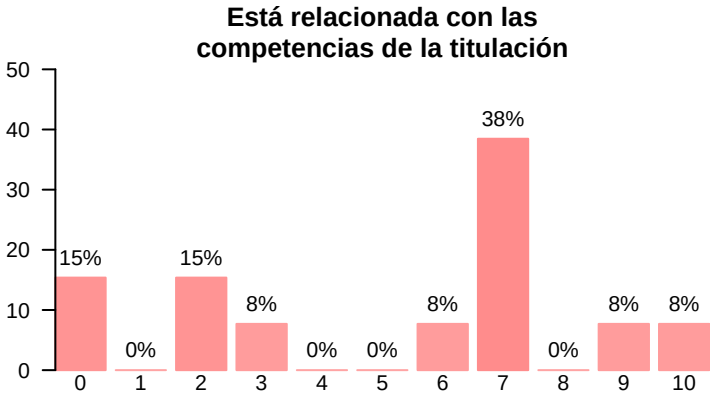

Media = 5.15 | Mediana = 7.00 | Desv. típ. = 3.34

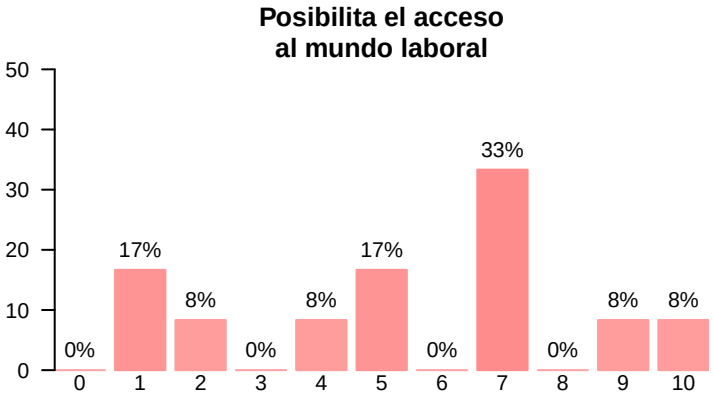

Media = 5.42 | Mediana = 6.00 | Desv. típ. = 2.97

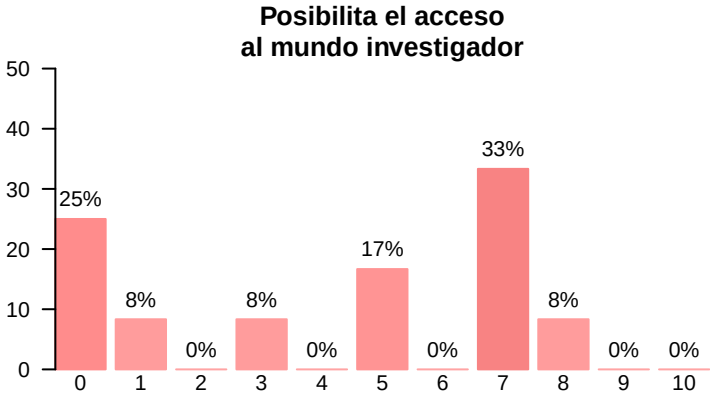

Media = 4.17 | Mediana = 5.00 | Desv. típ. = 3.19

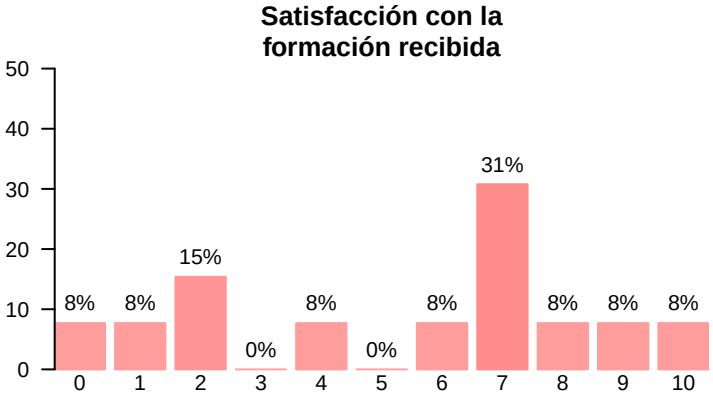

Media = 5.38 | Mediana = 7.00 | Desv. típ. = 3.23

Recursos, gestión, y otros aspectos de la titulación

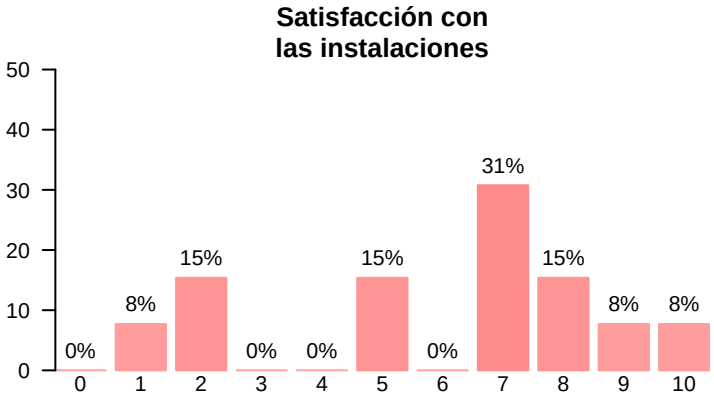

Media = 6.00 | Mediana = 7.00 | Desv. típ. = 2.83

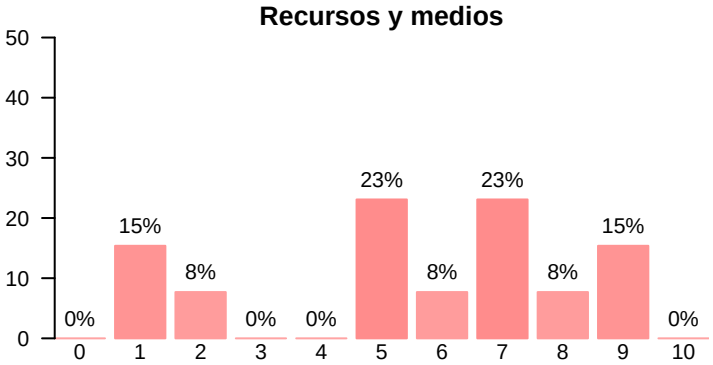

Media = 5.54 | Mediana = 6.00 | Desv. típ. = 2.76

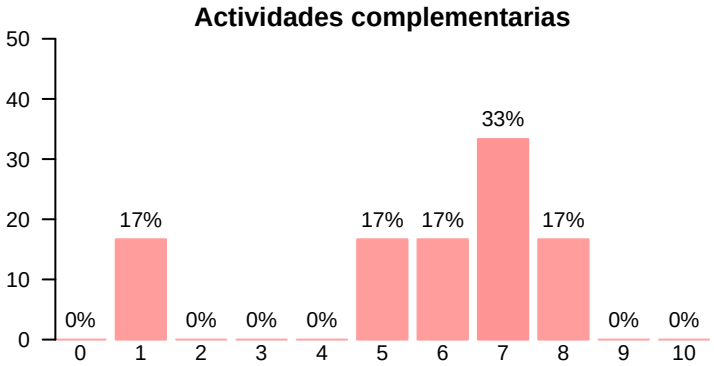

Media = 5.67 | Mediana = 6.50 | Desv. típ. = 2.39

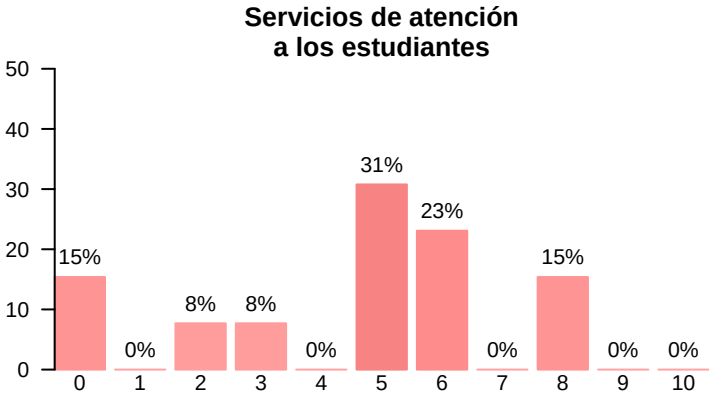

Media = 4.54 | Mediana = 5.00 | Desv. típ. = 2.60

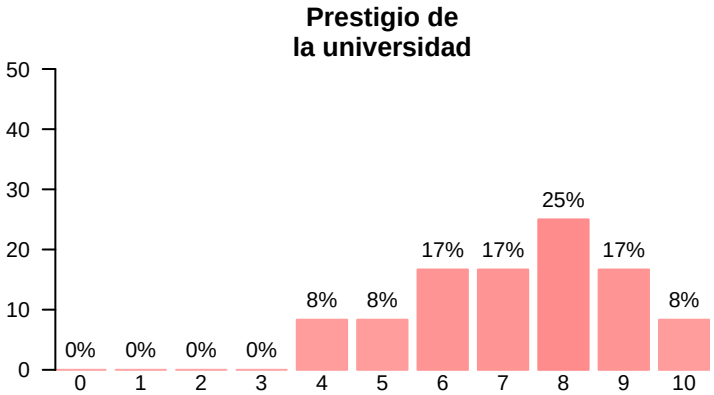

Media = 7.25 | Mediana = 7.50 | Desv. típ. = 1.76

Compromiso

Se siente orgulloso/a de ser estudiante de la UCM

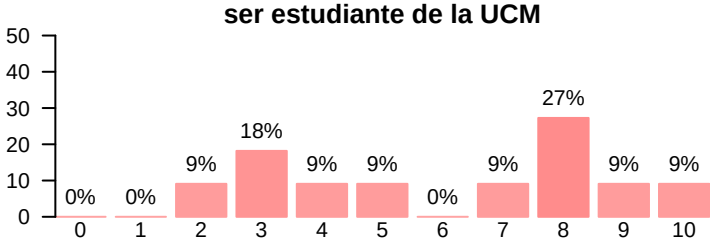

Media = 6.09 | Mediana = 7.00 | Desv. típ. = 2.77

Volvería a realizar estudios superiores

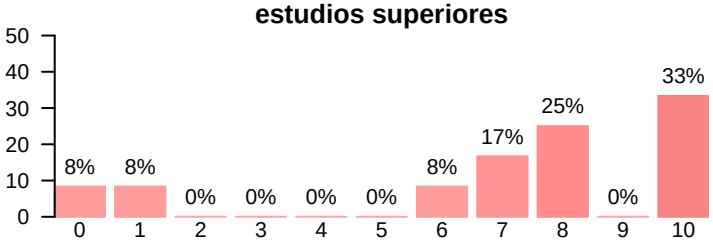

Media = 7.08 | Mediana = 8.00 | Desv. típ. = 3.37

Volvería a elegir la misma titulación

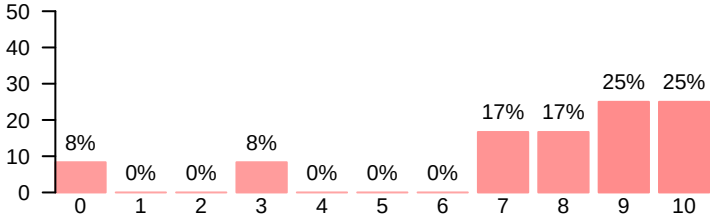

Media = 7.50 | Mediana = 8.50 | Desv. típ. = 3.06

Volvería a elegir la misma universidad

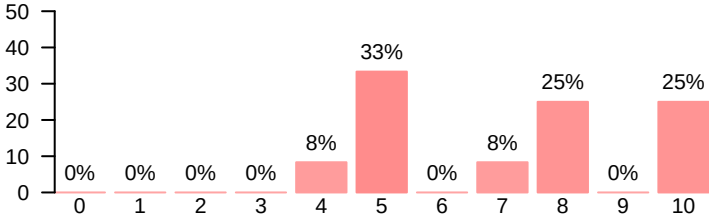

Media = 7.08 | Mediana = 7.50 | Desv. típ. = 2.23

Recomendaría la UCM

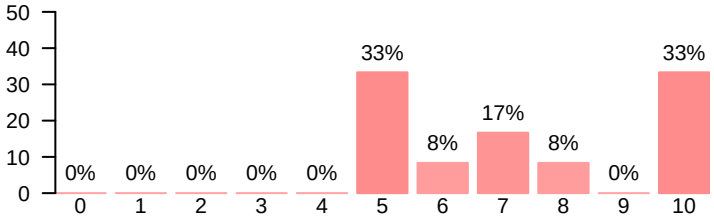

Media = 7.33 | Mediana = 7.00 | Desv. típ. = 2.19

Recomendaría la titulación

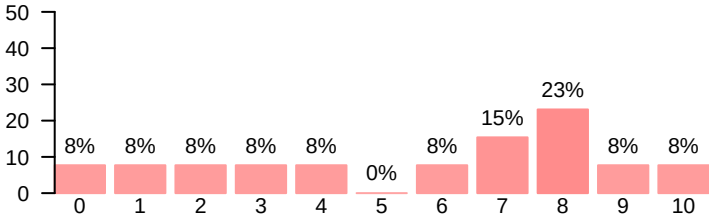

Media = 5.62 | Mediana = 7.00 | Desv. típ. = 3.25

Habría seguido siendo alumno de la UCM

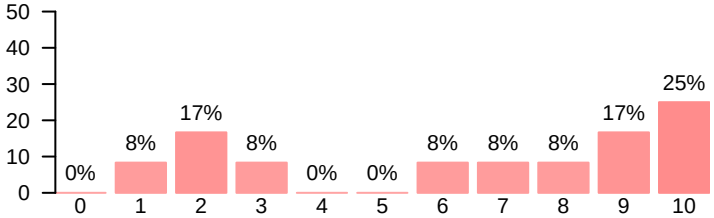

Media = 6.42 | Mediana = 7.50 | Desv. típ. = 3.50

Habría elegido la misma titulación

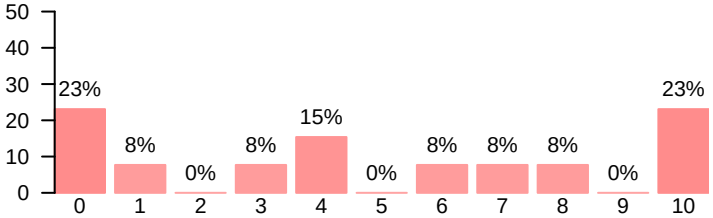

Media = 4.85 | Mediana = 4.00 | Desv. típ. = 3.93

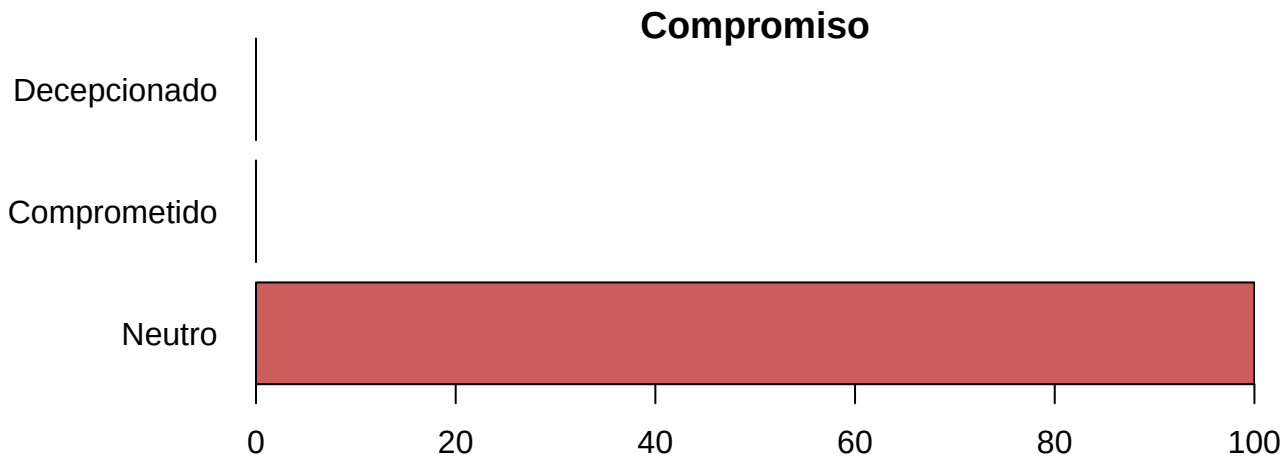
Compromiso
Decepcionado
Comprometido
Neutro
0
20
40
60
80
100

Resultados de las Encuestas de Satisfacción de Egresados del curso 2017-2018 (2019-2020)

Facultad de Trabajo Social

Características de la muestra

Total de encuestados: 11 (porcentaje de participación: 3.38%)

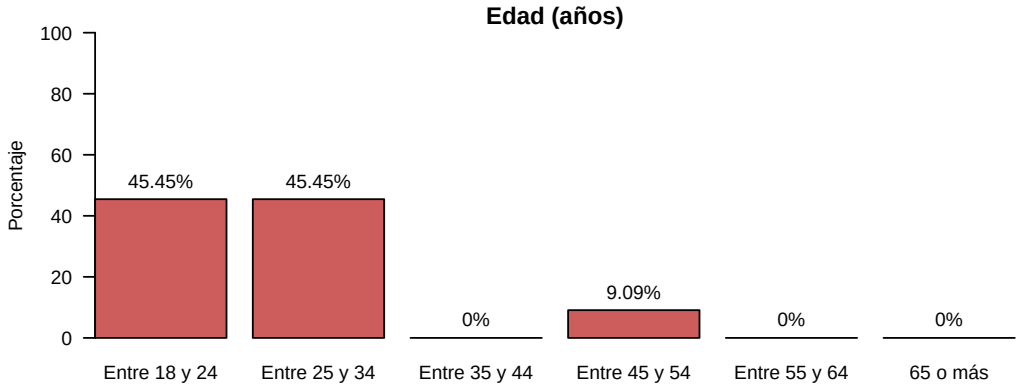

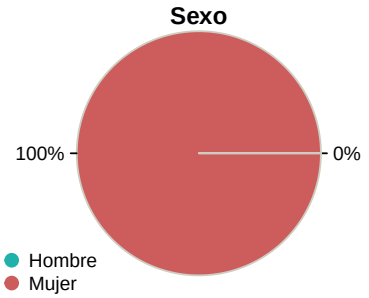

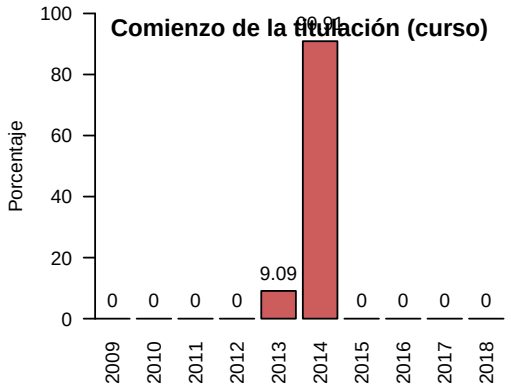

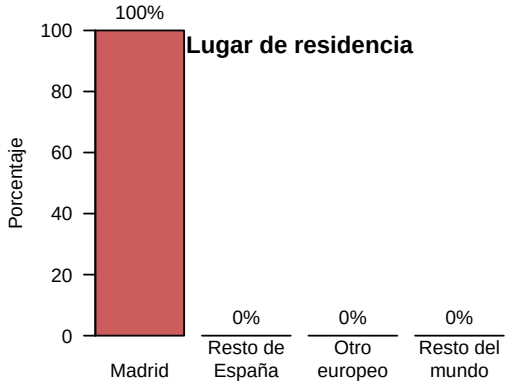

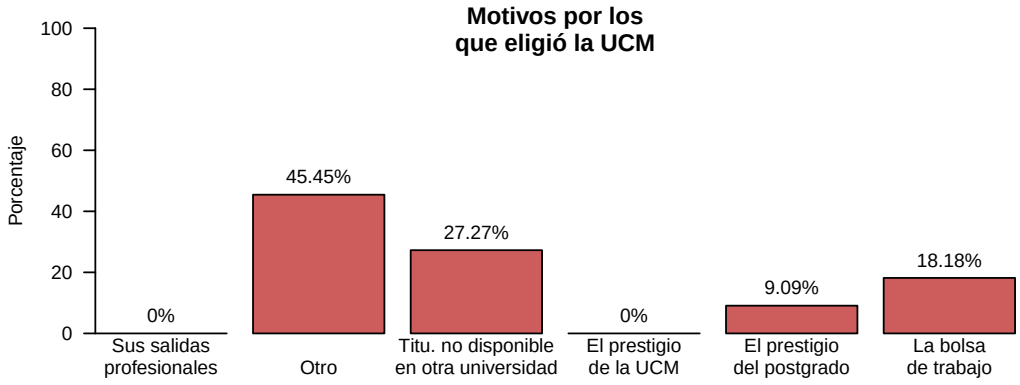

Satisfacción global con la titulación y con la UCM

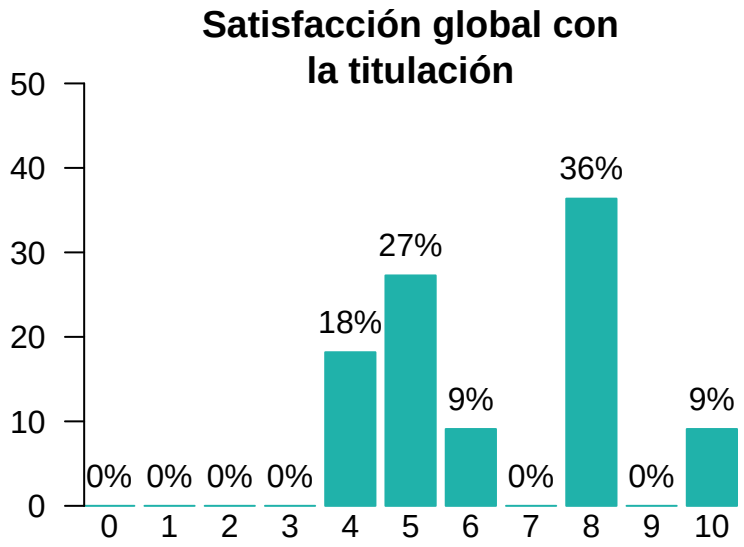

Media = 6.45 | Mediana = 6.00 | Desv. típ. = 2.02

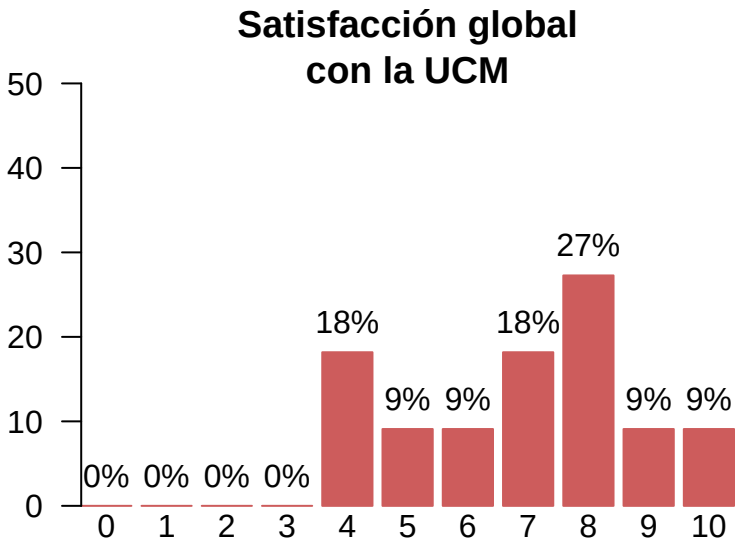

Media = 6.91 | Mediana = 7.00 | Desv. típ. = 1.97

Satisfacción global por características de la muestra

		Media		Mediana		Desviación típica	
		Titulación	UCM	Titulación	UCM	Titulación	UCM
Residencia	Madrid	6.45	6.91	6	7	2.02	1.97
Movilidad	Sí	8.0	8.0	8.0	8	-	-
	No	6.3	6.8	5.5	7	2.06	2.04
Sexo	Mujer	6.45	6.91	6	7	2.02	1.97
Edad	Entre 18 y 24	6.6	6.6	8	7	1.95	1.67
	Entre 25 y 34	5.6	6.6	5	7	1.52	2.07
	Entre 45 y 54	10.0	10.0	10	10	-	-
Elección de la UCM	Porque no lo había en otra universidad o centro	7.00	7.40	8.0	8	1.414	1.52
	Por el prestigio de la UCM	7.33	7.33	8.0	8	3.055	3.06
	Por disponer bolsa de trabajo	5.00	7.00	5.0	7	-	-
	Otro	4.50	5.00	4.5	5	0.707	1.41

Competencias adquiridas durante los estudios

Asumir responsabilidades y cumplir objetivos

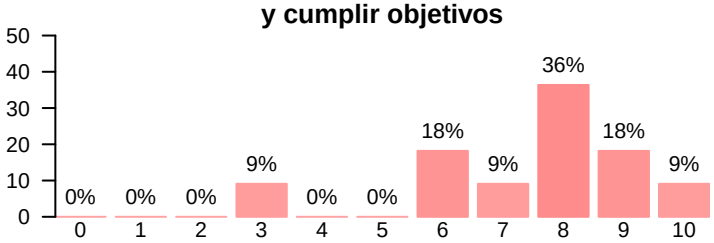

Media = 7.45 | Mediana = 8.00 | Desv. típ. = 1.92

Trabajar en equipo

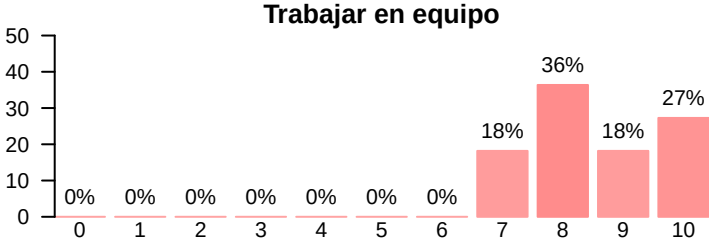

Media = 8.55 | Mediana = 8.00 | Desv. típ. = 1.13

Resolver problemas aplicando los conocimientos adquiridos

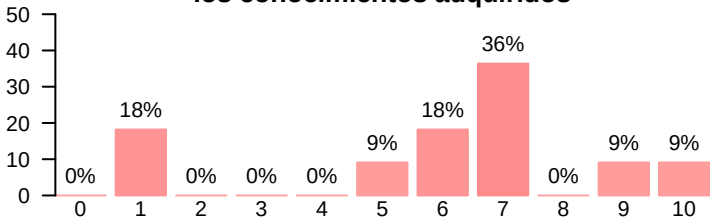

Media = 6.00 | Mediana = 7.00 | Desv. típ. = 2.83

Comunicarte con eficacia

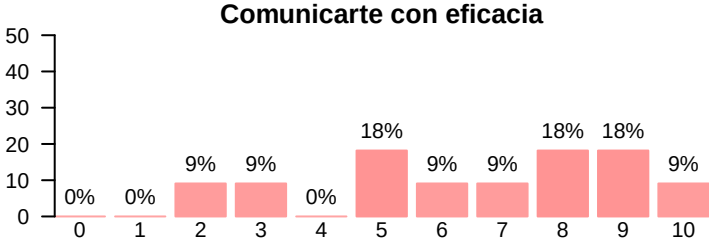

Media = 6.55 | Mediana = 7.00 | Desv. típ. = 2.58

Comunicarte con eficacia en un entorno bilingüe

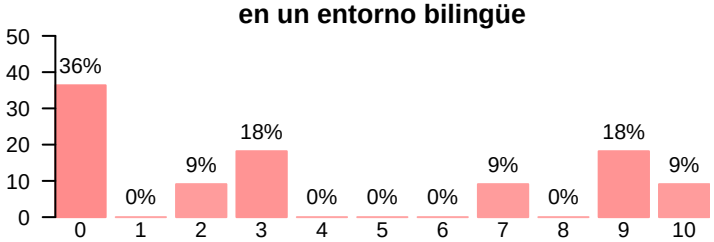

Media = 3.91 | Mediana = 3.00 | Desv. típ. = 4.06

Adaptarse a nuevas situaciones

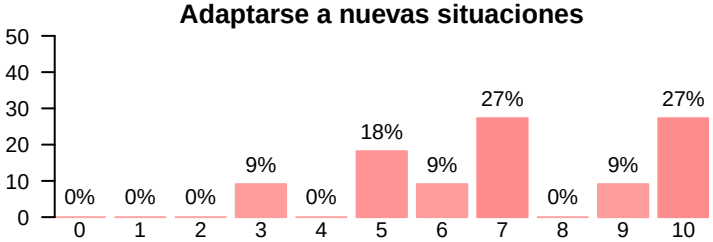

Media = 7.18 | Mediana = 7.00 | Desv. típ. = 2.36

Manejar situaciones de presión

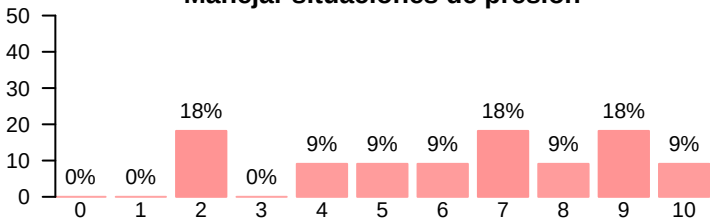

Media = 6.27 | Mediana = 7.00 | Desv. típ. = 2.76

Analizar o sintetizar

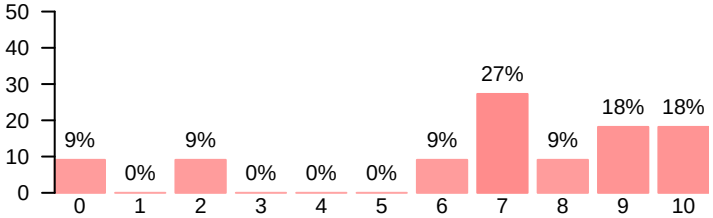

Media = 6.82 | Mediana = 7.00 | Desv. típ. = 3.19

Competencias adquiridas durante los estudios

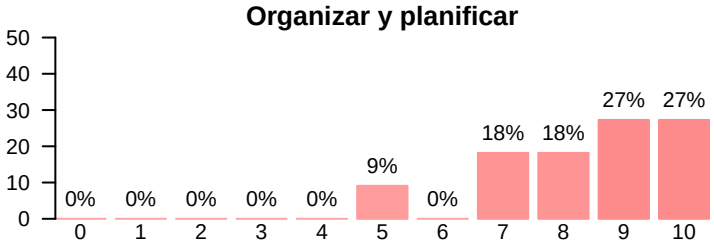

Media = 8.36 | Mediana = 9.00 | Desv. típ. = 1.57

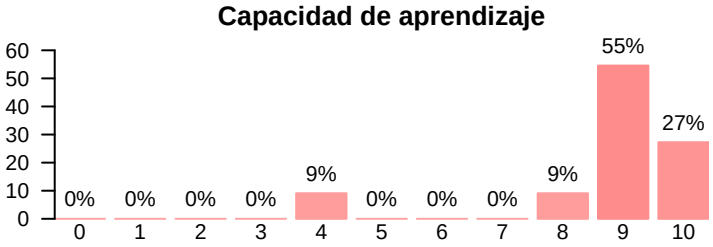

Media = 8.73 | Mediana = 9.00 | Desv. típ. = 1.68

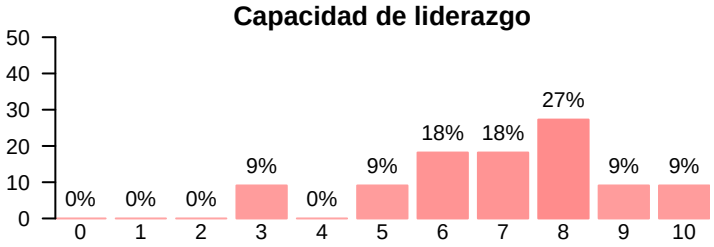

Media = 7.00 | Mediana = 7.00 | Desv. típ. = 1.95

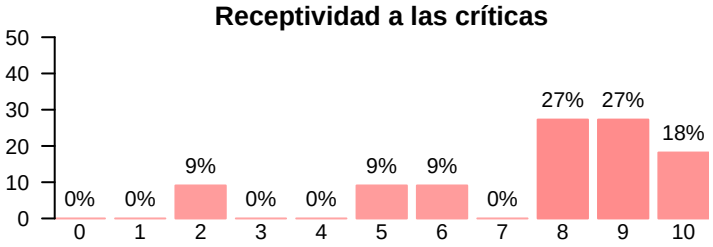

Media = 7.64 | Mediana = 8.00 | Desv. típ. = 2.42

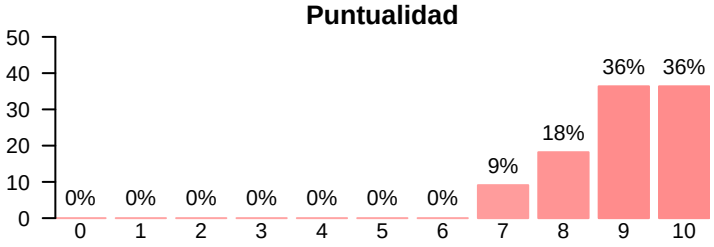

Media = 9.00 | Mediana = 9.00 | Desv. típ. = 1.00

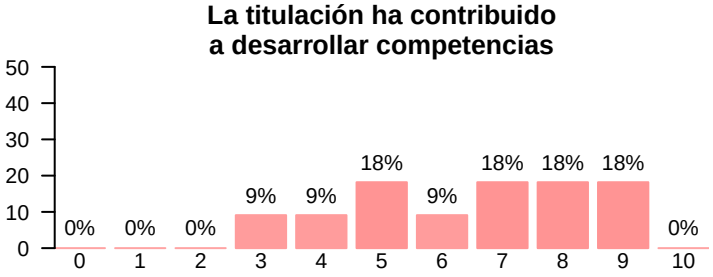

Media = 6.45 | Mediana = 7.00 | Desv. típ. = 2.02

Prácticas externas

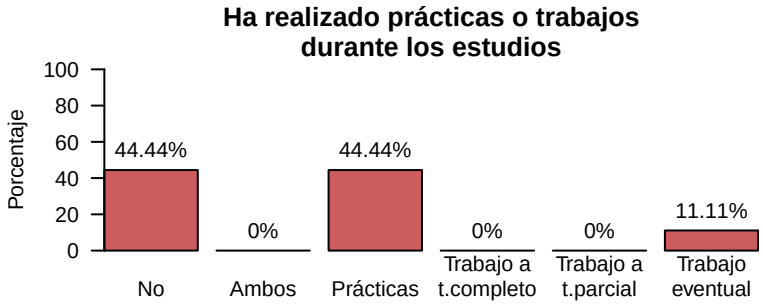

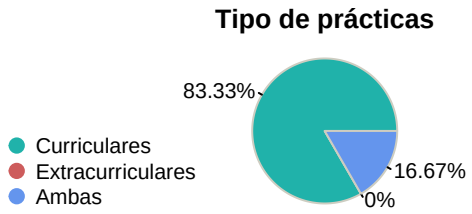

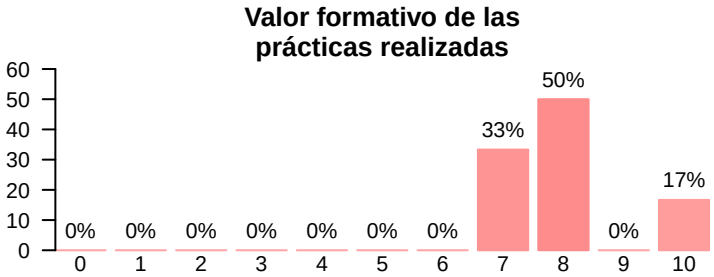

Media = 8.00 | Mediana = 8.00 | Desv. típ. = 1.10

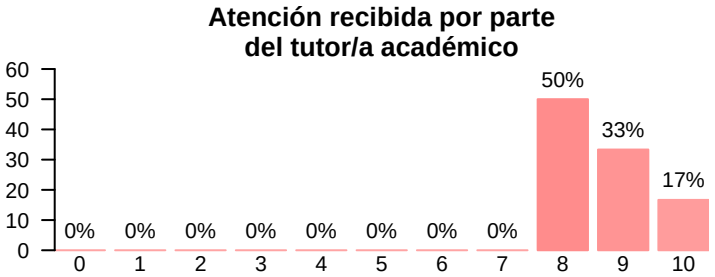

Media = 8.67 | Mediana = 8.50 | Desv. típ. = 0.816

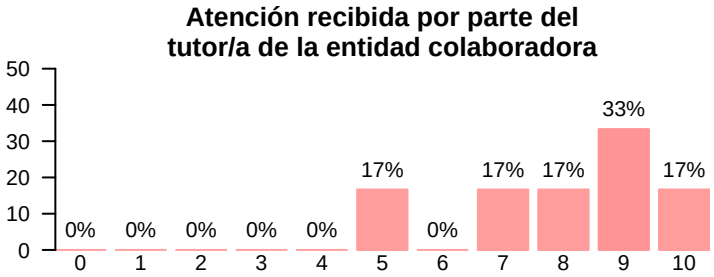

Media = 8.00 | Mediana = 8.50 | Desv. típ. = 1.79

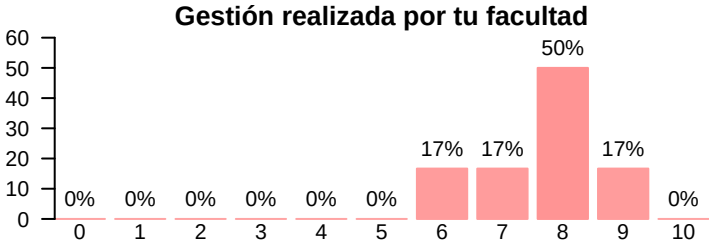

Media = 7.67 | Mediana = 8.00 | Desv. típ. = 1.03

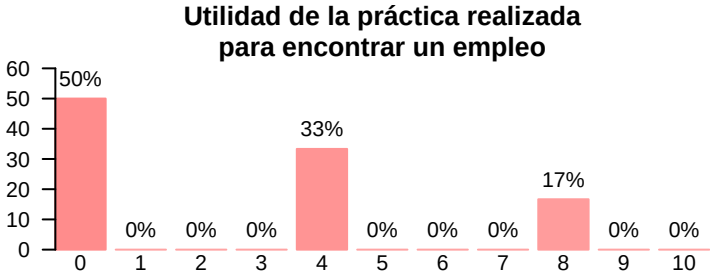

Media = 2.67 | Mediana = 2.00 | Desv. típ. = 3.27

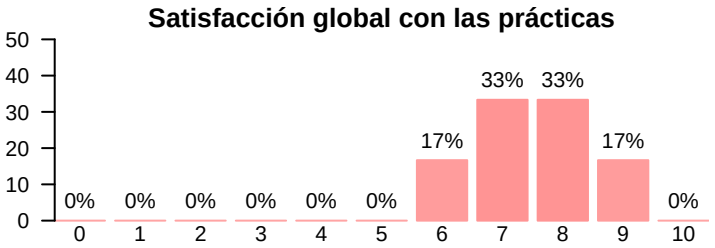

Media = 7.50 | Mediana = 7.50 | Desv. típ. = 1.05

Prácticas externas

Valor formativo de las prácticas realizadas

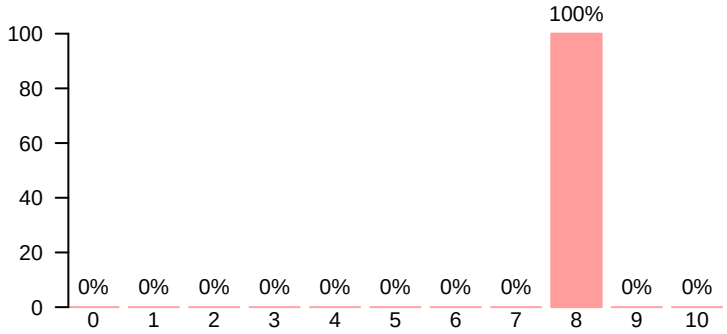

Media = 8.00 | Mediana = 8.00 | Desv. típ. = NA

Atención recibida por parte del tutor/a colaboradora

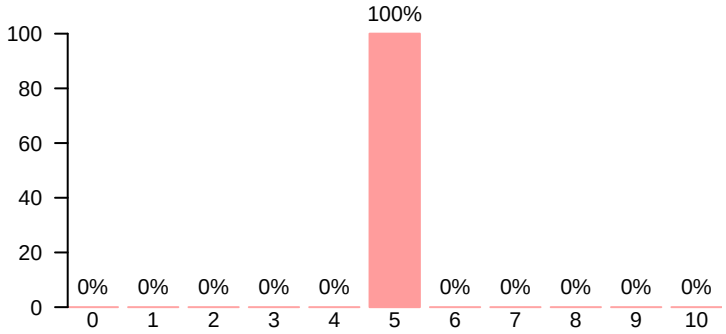

Media = 5.00 | Mediana = 5.00 | Desv. típ. = NA

Gestión realizada por el COIE

Media = 8.00 | Mediana = 8.00 | Desv. típ. = NA

Utilidad de la práctica realizada para encontrar un empleo

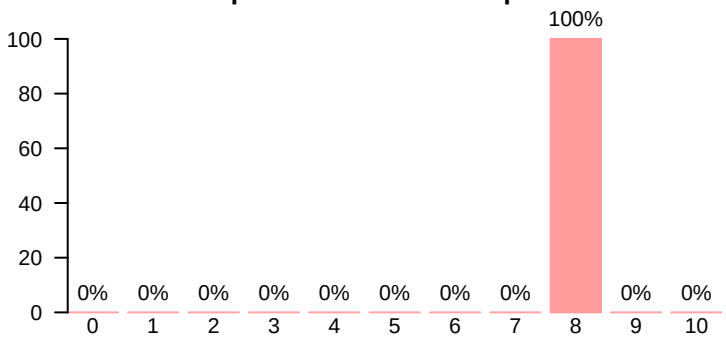

Media = 8.00 | Mediana = 8.00 | Desv. típ. = NA

Satisfacción global con las prácticas

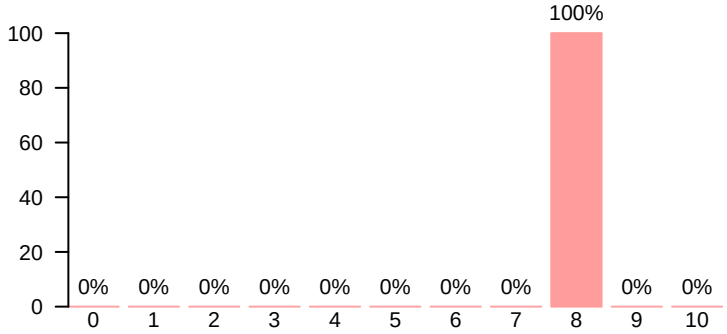

Media = 8.00 | Mediana = 8.00 | Desv. típ. = NA

Relación de las prácticas con la titulación

No hay datos

Compromiso

Se siente orgulloso/a de ser estudiante de la UCM

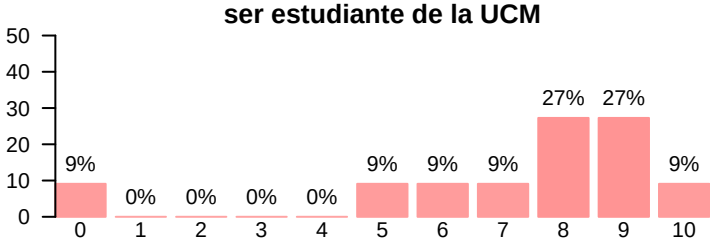

Media = 7.18 | Mediana = 8.00 | Desv. típ. = 2.79

Volvería a realizar estudios superiores

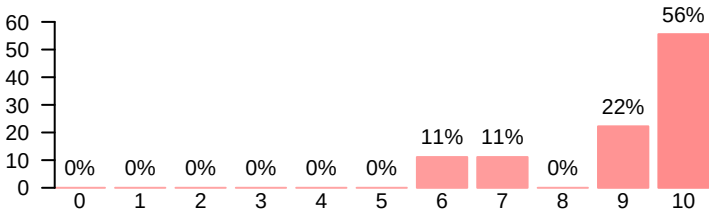

Media = 9.00 | Mediana = 10.00 | Desv. típ. = 1.50

Volvería a elegir la misma titulación

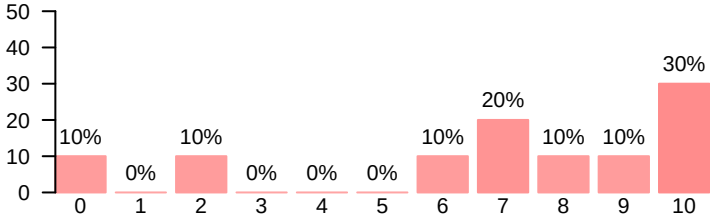

Media = 6.90 | Mediana = 7.50 | Desv. típ. = 3.45

Volvería a elegir la misma universidad

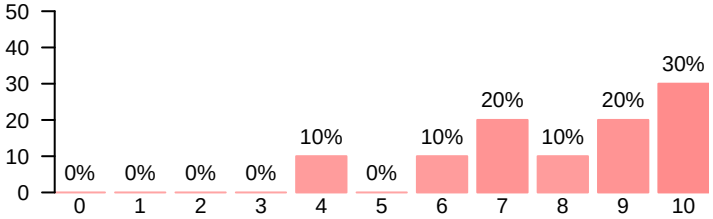

Media = 8.00 | Mediana = 8.50 | Desv. típ. = 2.00

Recomendaría la UCM

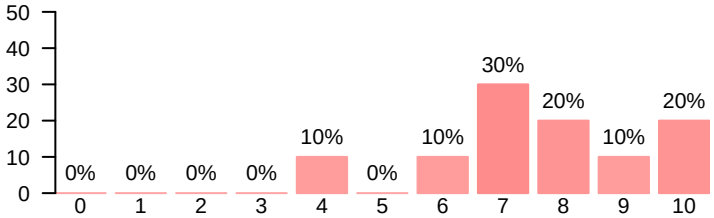

Media = 7.60 | Mediana = 7.50 | Desv. típ. = 1.84

Recomendaría la titulación

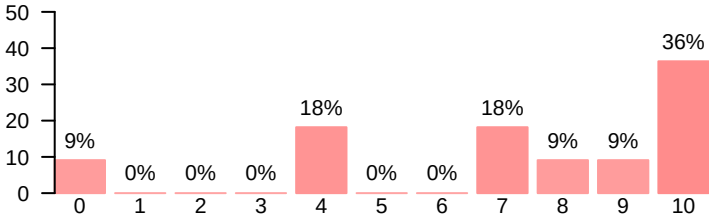

Media = 7.18 | Mediana = 8.00 | Desv. típ. = 3.28

Habría seguido siendo alumno de la UCM

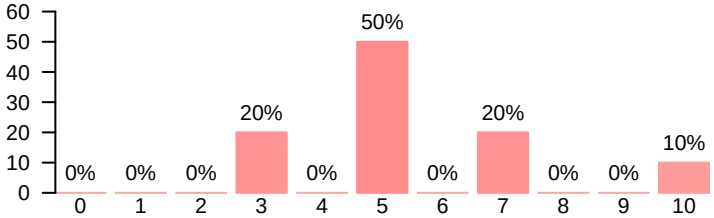

Media = 5.50 | Mediana = 5.00 | Desv. típ. = 2.07

Habría elegido la misma titulación

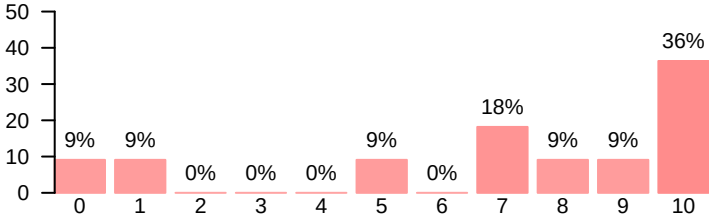

Media = 7.00 | Mediana = 8.00 | Desv. típ. = 3.61

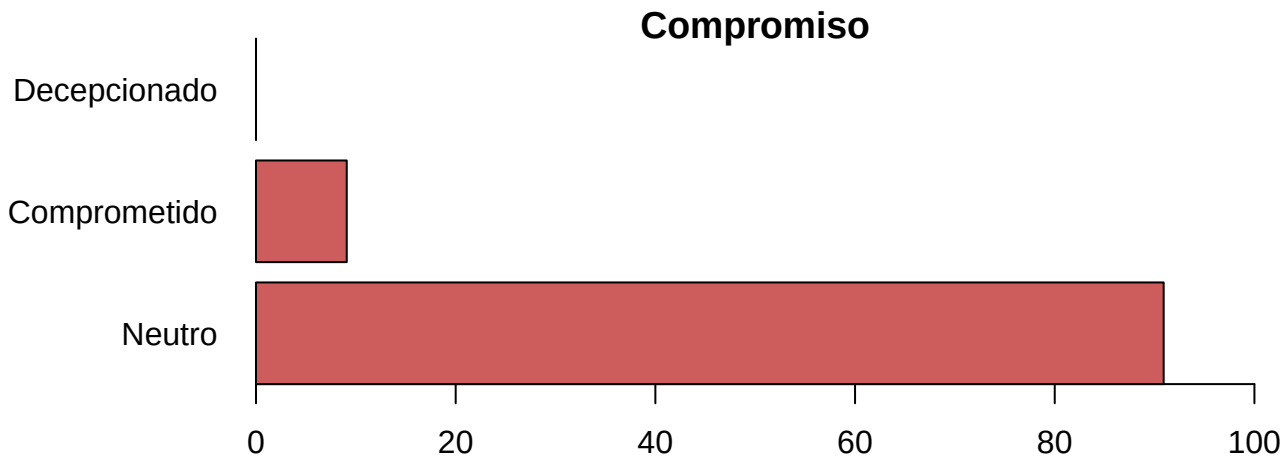
Compromiso
Decepcionado
Comprometido
Neutro
0
20
40
60
80
100